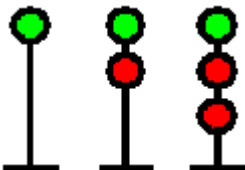
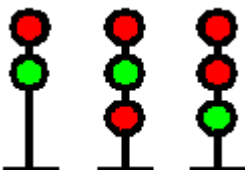



Valley Model Railroad Club

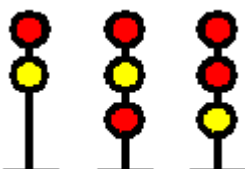
Portable Layout Signal Rules

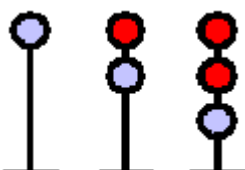
3-4-11

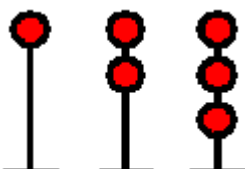
	<h3>Clear</h3> <p>Proceed. Train may operate at maximum speed otherwise permitted. Train will take the main route at the interlock beyond the signal.</p>
---	---

	<h3>Diverging Clear</h3> <p>Proceed. Train may operate at maximum speed otherwise permitted. Train will take a diverging route at the interlock beyond the signal.</p>
---	--

	<h3>Approach</h3> <p>Proceed. Be prepared to stop at next signal. Train will take the main route at the interlock beyond the signal.</p>
---	--

	<h3>Diverging Approach</h3> <p>Proceed. Be prepared to stop at next signal. Train will take a diverging route at the interlock beyond the signal.</p>
---	---

	<h3>Restricting (lunar white)</h3> <p>Proceed at Restricted Speed not exceeding 15 mph. Be prepared to stop within one half the range of vision short of a train, obstruction, rolling stock, broken rail, switch not properly lined, opposing or converging traffic, persons or equipment on or near the track, or anything else that may require the train to be stopped or its speed reduced . Switches through the interlocking plant limits will be lined for a route.</p>
---	---

	<h3>Stop</h3> <p>Stop, do not proceed past signal. If the dispatcher gives you permission to pass the signal you may do so after fist stopping at the signal and then proceeding at restricted speed.</p>
---	---